



District Report Card: 2017


State: Rajasthan	District: Pali
Class: 3	Subject: Language
Schools: 61	Students: 1008


Participation/Coverage


Students

<div>GENDER</div> <div></div>	Boys		Girls	
	Number	%	Number	%
	498	49.40	510	50.60

<div>AREA</div> <div></div>	Rural		Urban	
	Number	%	Number	%
	910	90.28	98	9.72

<div>CATEGORY</div> <div></div>	SC		ST		OBC		GEN	
	Number	%	Number	%	Number	%	Number	%
	287	28.47	137	13.59	548	54.37	36	3.57

<div>CWSN</div> <div></div>	LD	VI	HI	S&LD	ID	Oth
	4	4	0	1	4	11

<div>Management</div> <div></div>	Government		Government-aided	
	Number	%	Number	%
	1008	100.00	0	0.00

Average Performance of Students in Language (%)

Overall	Gender		Area		Management		Social Group			
	Male	Female	Rural	Urban	Govt.	Aided	SC	ST	OBC	GEN
73.21	72.49	73.92	73.29	72.52	73.21	0.00	71.22	71.97	74.53	73.89

Performance on Learning Outcomes (LOs)

Learning Outcomes	Description	Average Performance(%)
L304	Reads small texts with comprehension i.e., identifies main ideas, details, sequence and draws conclusions	73.97
L312	Reads printed scripts on the classroom walls: poems, posters, charts etc.	71.71

Range of Performance of Students who Answered Correctly							
Below 30%		30% - 50%		50% - 75%		Above 75%	
Number	%	Number	%	Number	%	Number	%
30	2.98	107	10.62	358	35.52	513	50.89

Lowest Performing Learning Outcomes (LOs)

1 - Reads printed scripts on the classroom walls: poems, posters, charts etc. (71.71)

2 - Reads small texts with comprehension i.e., identifies main ideas, details, sequence and draws conclusions (73.97)